

Four in five residents of the Yukon support or somewhat support federal goal to protect at least 30 per cent of land.

The Yukon Survey | Summary
Conducted by Nanos for the Canadian Parks and Wilderness Society - Yukon Chapter,
November 2022 - Submission 2022-2259





The research gauged the opinions among Residents of the Yukon on nature protection in the Dawson region of the Yukon, nature conservation policies, and support for federal and territorial political parties based on actions taken to protect nature.

Nanos conducted a random digit dialling (RDD) dual frame (land- and cell-lines) random telephone survey of 410 residents of the Yukon, 18 years of age or older, between November 4th and 14th, 2022.

The margin of error for a random survey of 410 residents of the Yukon is ± 4.8 percentage points, 19 times out of 20.

The research was commissioned by CPAWS Yukon and was conducted by Nanos Research.

Key Findings

1

FOUR IN FIVE RESIDENTS OF THE YUKON SUPPORT OR SOMEWHAT SUPPORT GOAL TO PROTECT AT LEAST 30% OF LAND

Four out of five residents of the Yukon ([80%](#)) say they support or somewhat support the federal to protect at least 30% of the land in Canada. Two in five ([41%](#)) think the Yukon should set a higher or somewhat higher target, while one in three ([32%](#)) think the Yukon's target should be on par with the Federal government's target.

2

TWO IN THREE RESIDENTS OF THE YUKON SAY THEY WOULD BE MORE LIKELY TO SUPPORT A TERRITORIAL GOVERNMENT IF IT SET BIG NATURE CONSERVATION GOALS

A strong majority of residents of the Yukon ([66%](#)) say they would be more likely to support a territorial government if it set a big and important nature conservation goal. Women are more likely to say this ([72%](#)) than men ([59%](#)).

3

JUST UNDER ONE IN TWO RESIDENTS OF THE YUKON THINK 40% OR MORE OF THE DAWSON REGION SHOULD BE PROTECTED

When asked what proportion of the land of the Dawson region in the Yukon should be protected, just under one in two ([47%](#)) residents of the Yukon said 40% or more. A little over one in two ([54%](#)) said 30% or more should be protected. On average, residents of the Yukon think [32 per cent](#) of the region should be protected.

4

RESIDENTS OF THE YUKON ARE MORE LIKELY TO SUPPORT A TERRITORIAL PARTY IF IT PROPOSED TO INCREASE FUNDS FOR NEW PARKS AND PROTECTED AREAS

Close to two in three residents of the Yukon ([63%](#)) say they would be more likely or somewhat more likely to support a territorial political party if it proposed to increase funding to create new parks and protected areas.



Nature protection targets in the Dawson region

The following questions are on nature conservation and protected areas in Canada and the Yukon. Protected areas are areas on land or at sea which receive recognized protection from the government or another official organization due to their natural, ecological, or cultural value. Examples would include national parks, provincial or territorial parks, and nature reserves.

Proportion of the Dawson region that should be protected

Q – A commission comprised of six long-time local residents chosen by the Yukon government officials and the Tr'ondëk Hwëch'in First Nation is proposing about 40% of the Dawson region of the Yukon to be protected. Currently, about 5% of the Dawson region in the Yukon is designated as a protected area. What proportion of the Dawson region in the Yukon do you think should be protected? _____%

	Frequency (n=410)
Mean	32.4%
Median	30.0%
40% or more	46.6%
30% or more	54.1%
40.0%	29.1%
0.0%	10.1%
5.0%	9.4%
20.0%	8.3%
30.0%	6.7%
25.0%	6.3%
100.0%	5.0%
Unsure	3.7%

TOP RESPONSES

Source: Nanos Research, RDD dual frame telephone random survey, November 4th to 14th, 2022, n=410, accurate 4.8 percentage points plus or minus, 19 times out of 20.

Why a certain amount of the Dawson region should be protected

Residents who think 34 to 66 per cent should be protected

- **36.5% say** because of the need to protect the land/wildlife/natural beauty
- **17.7% say** because the indigenous people/ Tr'ondëk Hwëch'in make good decisions/ it's their land
- **13.8% say** because they trust the commission/ they did the research
- **12.4% say** because of the need to protect from mining/development

Residents who think 33 per cent or less should be protected

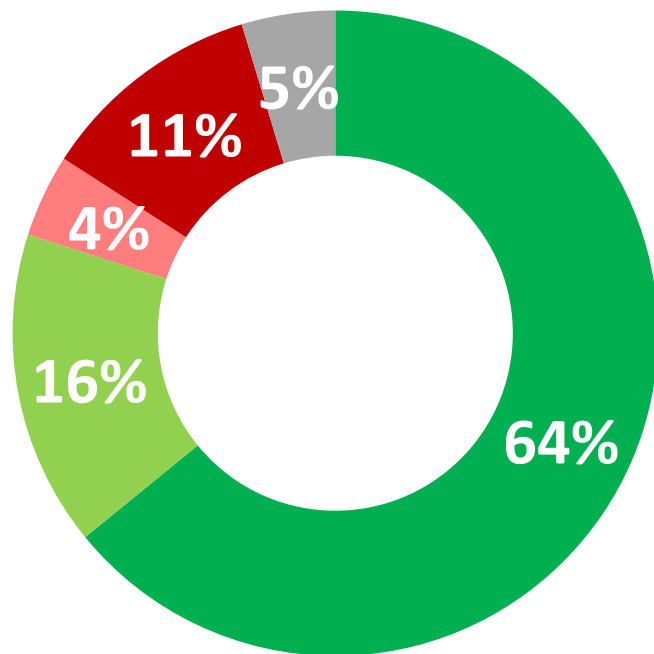
- **21.3% say** because of the need to protect mining operations/industry/jobs/economy
- **19.0% say** because of the need to balance wildlife protection and the economy
- **12.8% say** because there is already enough protection/can't protect everything/too much protection
- **9.6% say** because of the need to protect the land/wildlife/natural beauty

Q – Why do you have that opinion? [OPEN]

Source: Nanos Research, RDD dual frame telephone random survey, November 4th to 14th, 2022, n=398, accurate 4.9 percentage points plus or minus, 19 times out of 20.

A photograph of two reindeer standing in a field. The reindeer on the left has large, light-colored antlers. The reindeer on the right has smaller, darker antlers. The background shows a range of mountains under a clear sky. The image is overlaid with a semi-transparent dark blue filter. There are green decorative shapes in the top right and bottom right corners.

Nature conservation policy and goals



- Support
- Somewhat support
- Somewhat oppose
- Oppose
- Unsure

*Weighted to the true population proportion.
 *Charts may not add up to 100 due to rounding.

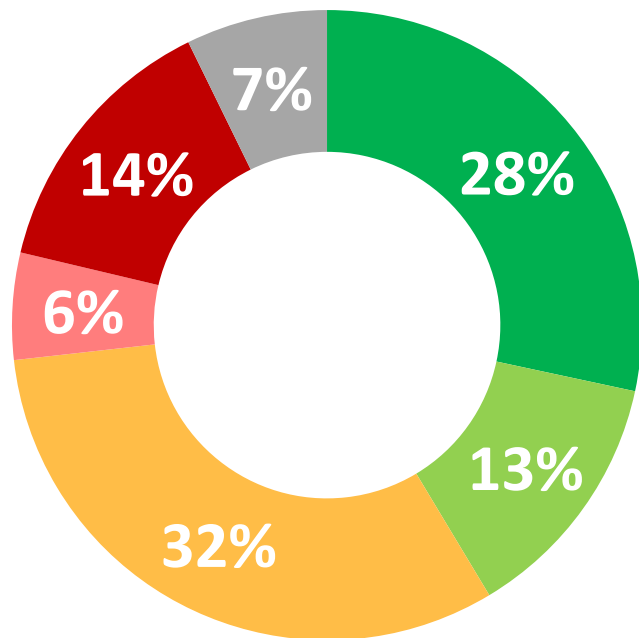
Support of the goal of increasing protected land to at least 30%

	Men (n=188)	Women (n=222)	18 to 34 (n=66)	35 to 54 (n=138)	55 plus (n=206)
Support/Somewhat support	72.3%	87.5%	83.3%	80.0%	77.3%
Oppose/Somewhat oppose	21.2%	9.7%	7.6%	20.0%	17.0%

Q – Today, about 14% of land is protected in Canada. Do you support, somewhat support, somewhat oppose or oppose the government of Canada’s commitment to the goal of increasing protected land to at least 30% of the land in Canada? ‘Land’ is defined as ‘terrestrial and inland water areas’.

Source: Nanos Research, RDD dual frame telephone random survey, November 4th to 14th, 2022, n=410, accurate 4.8 percentage points plus or minus, 19 times out of 20.

Where the Yukon government should set targets compared to the federal government



- Higher
- Somewhat higher
- On par
- Somewhat lower
- Lower
- Unsure

	Men (n=188)	Women (n=222)	18 to 34 (n=66)	35 to 54 (n=138)	55 plus (n=206)
Higher/somewhat higher	34.5%	48.1%	43.9%	41.6%	39.2%
On par	29.7%	33.9%	33.2%	30.3%	32.2%

*Weighted to the true population proportion.
 *Charts may not add up to 100 due to rounding.

Q – Do you think the Yukon Government should set a target that is higher, somewhat higher, somewhat lower, lower or on par with the federal government’s target of protecting at least 30% of the land in Canada?

Source: Nanos Research, RDD dual frame telephone random survey, November 4th to 14th, 2022, n=410, accurate 4.8 percentage points plus or minus, 19 times out of 20.



Agreement with statements regarding conservation goals

Q – Which statement do you agree with most: [ROTATE]



- I'd be more likely to support a territorial government in my territory if it set out a big and important nature conservation goal, for example: protecting and conserving 30 per cent of land and water in the Yukon by 2030
- I don't support setting big nature conservation goals like that because I feel that other priorities are more important
- Unsure

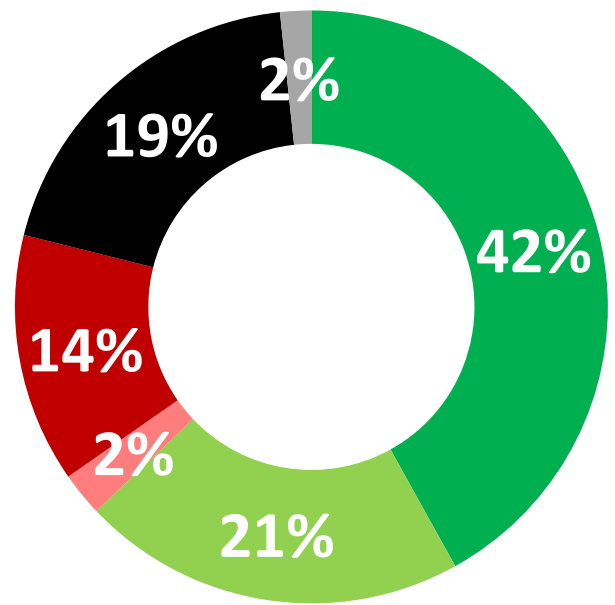
**2 in 3 residents
of the Yukon**

Say they would be more likely to support a territorial government in their territory if it set out a big and important nature conservation goal like protecting and conserving 30 per cent of land and water in the Yukon by 2030. Women are more likely to say this (72%) than men (59%).

*Weighted to the true population proportion.

*Charts may not add up to 100 due to rounding.

Source: Nanos Research, RDD dual frame telephone random survey, November 4th to 14th, 2022, n=410, accurate 4.8 percentage points plus or minus, 19 times out of 20.



- More likely
- Somewhat more likely
- Somewhat less likely
- Less likely
- No impact
- Unsure

Likelihood of supporting territorial party if it proposed to increase funding to create new parks and protected areas

	Men (n=188)	Women (n=222)	18 to 34 (n=66)	35 to 54 (n=138)	55 plus (n=206)
More likely/ somewhat more likely	56.8%	68.9%	69.7%	59.6%	60.8%
Less likely/ somewhat less likely	21.4%	10.7%	10.6%	17.9%	18.3%

*Weighted to the true population proportion.
 *Charts may not add up to 100 due to rounding.

Q – Would you be more likely, somewhat more likely, somewhat less likely, less likely or would it have no impact on your political support for a Yukon political party if it proposed committing to increase territorial funding to create new parks and protected areas on land and water?

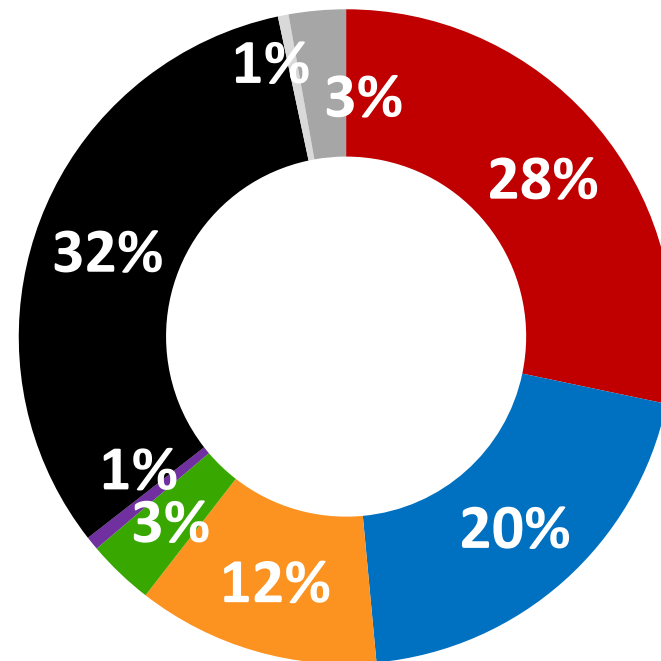
Source: Nanos Research, RDD dual frame telephone random survey, November 4th to 14th, 2022, n=410, accurate 4.8 percentage points plus or minus, 19 times out of 20.

An aerial photograph of a vast, dense forest. A winding river or lake flows through the center of the landscape, reflecting the surrounding greenery. The terrain is hilly, and the forest extends to the horizon under a clear sky. The overall tone is natural and serene.

Vote preference

Federal vote preference

Q – Thinking of federal elections, which federal party do you usually vote for [RANDOMIZE]



- Liberal Party of Canada
- Conservative Party of Canada
- New Democratic Party of Canada
- Green Party of Canada
- People's Party of Canada
- I don't have a party I regularly vote for
- Other
- Unsure

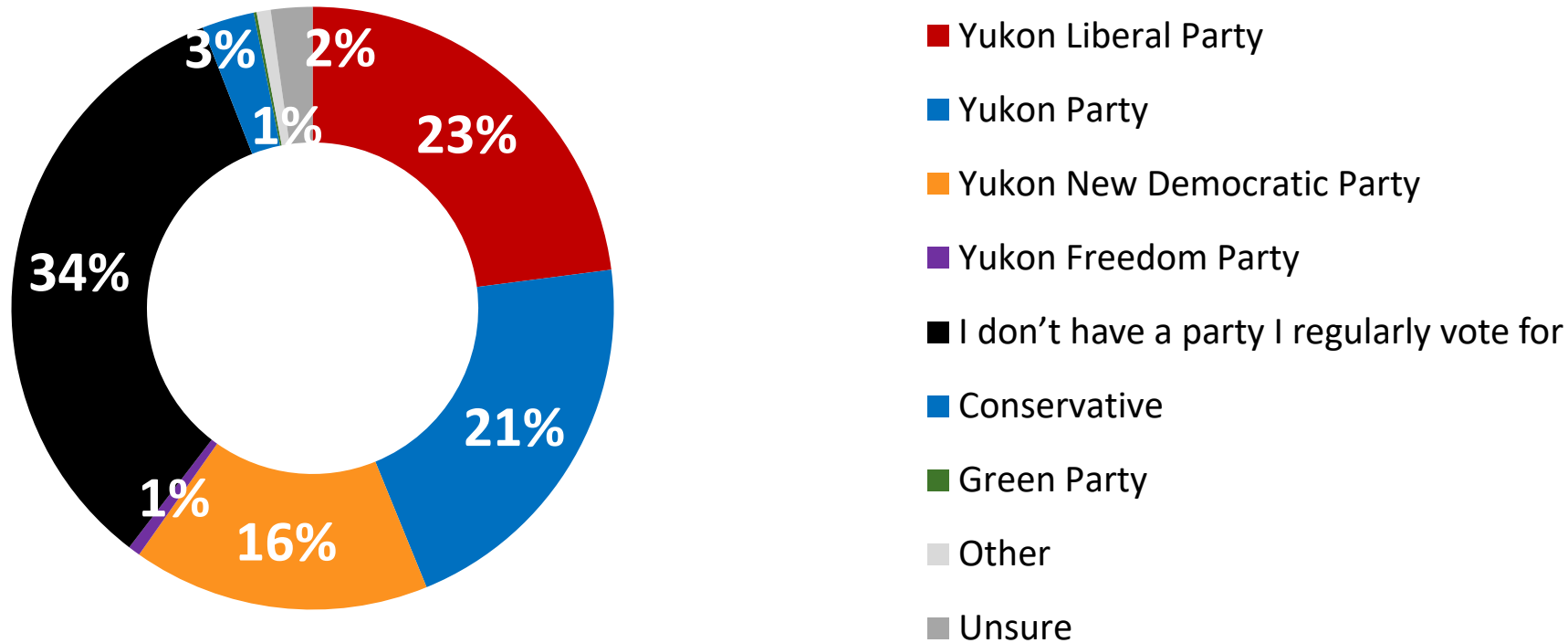
*Weighted to the true population proportion.

*Charts may not add up to 100 due to rounding.

Source: Nanos Research, RDD dual frame telephone random survey, November 4th to 14th, 2022, n=383, accurate 5.0 percentage points plus or minus, 19 times out of 20.

Territorial vote preference

Q – Thinking of territorial elections, which territorial party do you usually vote for: [RANDOMIZE]



*Weighted to the true population proportion.

*Charts may not add up to 100 due to rounding.

Source: Nanos Research, RDD dual frame telephone random survey, November 4th to 14th, 2022, n=387, accurate 5.0 percentage points plus or minus, 19 times out of 20.

Nanos conducted an RDD dual frame (land- and cell-lines) random telephone survey of 410 residents of the Yukon, 18 years of age or older, between November 4th and 14th, 2022. Participants were randomly recruited by telephone using live agents and administered a survey.

Individuals were randomly called using random digit dialling with a maximum of five call backs.

The margin of error for a random survey of 410 residents of the Yukon is ± 4.8 percentage points, 19 times out of 20.

The research was commissioned by CPAWS Yukon and was conducted by Nanos Research.

Note: Charts may not add up to 100 due to rounding.



Element	Description	Element	Description
Research sponsor	CPAWS Yukon	Weighting of Data	The results were weighted by age and gender using the latest Census information (2021) and the sample is geographically stratified to ensure a distribution across all regions of the Yukon. See tables for full weighting disclosure.
Population and Final Sample Size	410 Randomly selected individuals.	Screening	Screening ensured potential respondents did not work in the market research industry, in the advertising industry or in the media prior to administering the survey to ensure the integrity of the data.
Source of Sample	Dynata	Excluded Demographics	Individuals younger than 18 years old; individuals without land or cell lines could not participate.
Type of Sample	Probability	Stratification	By age and gender using the latest Census information (2021) and the sample is geographically stratified to be representative of The Yukon.
Margin of Error	±4.8 percentage points, 19 times out of 20.	Estimated Response Rate	Seven percent, consistent with industry norms.
Mode of Survey	RDD dual frame (land- and cell-lines) random telephone survey	Question Order	Question order in the preceding report reflects the order in which they appeared in the original questionnaire.
Sampling Method Base	The sample included both land- and cell-lines RDD (Random Digit Dialed) across the Yukon.	Question Content	All questions asked are contained in the report.
Demographics (Captured)	The Yukon; Men and Women; 18 years and older. Six digit postal code was used to validate geography.	Question Wording	The questions in the preceding report are written exactly as they were asked to individuals.
Fieldwork/Validation	Live CATI interviews with live supervision to validate work.	Research/Data Collection Supplier	Nanos Research
Number of Calls	Maximum of five call backs.	Contact	Contact Nanos Research for more information or with any concerns or questions. http://www.nanos.co Telephone:(613) 234-4666 ext. 237 Email: info@nanosresearch.com.
Time of Calls	Individuals were called between 6:30-9:30pm local time for the respondent.		
Field Dates	November 4 th to 14 th , 2022.		
Language of Survey	The survey was conducted in English.		
Standards	Nanos Research is a member of the Canadian Research Insights Council (CRIC) and confirms that this research fully complies with all CRIC Standards including the CRIC Public Opinion Research Standards and Disclosure Requirements. https://canadianresearchinsightscouncil.ca/standards/		



nanos dimap analytika



NANOS RUTHERFORD MCKAY & Co.

As one of North America's premier market and public opinion research firms, we put strategic intelligence into the hands of decision makers. The majority of our work is for private sector and public facing organizations and ranges from market studies, managing reputation through to leveraging data intelligence. Nanos Research offers a vertically integrated full service quantitative and qualitative research practice to attain the highest standards and the greatest control over the research process. www.nanos.co

This international joint venture between [dimap](http://www.dimap.com) and [Nanos](http://www.nanos.co) brings together top research and data experts from North American and Europe to deliver exceptional data intelligence to clients. The team offers data intelligence services ranging from demographic and sentiment microtargeting; consumer sentiment identification and decision conversion; and, data analytics and profiling for consumer persuasion. www.nanosdimap.com

NRM is an affiliate of Nanos Research and Rutherford McKay Associates. Our service offerings are based on decades of professional experience and extensive research and include public acceptance and engagement, communications audits, and narrative development. www.nrmpublicaffairs.com

ABOUT NANOS



TABULATIONS

Any questions?



Nanos Research

(613) 234-4666, ext. 237

ea@nanosresearch.com

For more information on the firm, please visit www.nanos.co



Nanos services

- ✓ As premier market and public opinion research firms, we conduct research around the world for a variety of clients.
- ✓ Nanos offers a full suite of services ranging from bespoke research engagements to strategic assessments and mission planning. Our firm applies the latest machine learning algorithms to deliver exceptionally rigorous and insightful intelligence to clients.
- ✓ At Nanos, we believe that small steps can lead to large insights. We'll sit down with you to learn about your challenges and work on them together.
- ✓ For more information about how we can help, please visit us at:
www.nanos.co

Nanos Research offers a vertically integrated full service quantitative and qualitative research practice to exceed the highest standards.

Since

1987

top executives have turned to Nanos for world-class data and strategic insight.





2022-2259 – Canadian Parks and Wilderness Society (CPAWS) Yukon – Yukon Survey – STAT SHEET

The following questions are on nature conservation and protected areas in Canada and the Yukon. Protected areas are areas on land or at sea which receive recognised protection from the government or another official organisation due to their natural, ecological or cultural value. Examples would include national parks, provincial or territorial parks, and nature reserves.

			Gender			Age		
			Yukon 2022-11	Male	Female	18 to 34	35 to 54	55 plus
Question 1 - A commission comprised of six long-time local residents chosen by the Yukon government officials and the Tr'ondëk Hwëch'in First Nation is proposing about 40% of the Dawson region of the Yukon to be protected. Currently, about 5% of the Dawson region in the Yukon is designated as a protected area. What proportion of the Dawson region in the Yukon do you think should be protected? _____%	Total	Unwgt N	410	188	222	66	138	206
		Wgt N	400	198	202	113	141	146
		Mean	32.4	28.2	36.5	34.5	33.3	29.8
		Median	30.0	30.0	40.0	40.0	40.0	25.0
	.0	%	10.1	10.3	9.8	9.1	11.0	9.9
	1.0	%	0.2	0.4	0.0	0.0	0.0	0.6
	2.0	%	0.2	0.0	0.3	0.0	0.0	0.4
	5.0	%	9.4	13.7	5.2	6.1	11.4	10.0
	6.0	%	0.2	0.5	0.0	0.0	0.7	0.0
	10.0	%	4.5	5.8	3.1	1.5	3.6	7.6
	15.0	%	2.8	2.8	2.9	4.6	1.4	2.9
	16.0	%	0.2	0.5	0.0	0.0	0.7	0.0
	20.0	%	8.3	8.2	8.3	1.5	10.9	11.0
	25.0	%	6.3	5.9	6.7	7.6	5.1	6.5
	30.0	%	6.7	7.1	6.2	13.7	2.1	5.6
	33.0	%	0.2	0.4	0.0	0.0	0.0	0.6
	35.0	%	0.7	0.5	0.8	1.5	0.7	0.0
	40.0	%	29.1	27.8	30.4	31.9	32.7	23.5
	45.0	%	0.5	0.4	0.6	0.0	0.0	1.4
	50.0	%	4.3	2.8	5.7	4.5	3.6	4.7
	55.0	%	0.3	0.0	0.5	0.0	0.8	0.0
	60.0	%	3.3	3.6	3.1	4.5	2.1	3.6
	65.0	%	0.3	0.0	0.5	0.0	0.8	0.0
	70.0	%	1.2	1.0	1.4	1.5	1.4	0.8
	75.0	%	0.7	0.9	0.5	0.0	1.4	0.6
	78.0	%	0.2	0.5	0.0	0.0	0.7	0.0
	80.0	%	1.3	0.4	2.2	1.5	1.5	1.0
90.0	%	0.3	0.0	0.5	0.0	0.8	0.0	
100.0	%	5.0	2.8	7.2	4.5	5.8	4.6	
Unsure	%	3.7	3.6	3.8	6.1	0.7	4.7	

Nanos conducted an RDD dual frame (land- and call-lines) random telephone survey of 410 Yukon residents, 18 years of age or older, between November 4th and 14th, 2022. The margin of error for a random survey of 410 Yukon residents is ±4.9 percentage points, 19 times out of 20. *Columns with n values under 30 have been shaded.



2022-2259 – Canadian Parks and Wilderness Society (CPAWS) Yukon – Yukon Survey – STAT SHEET

			Gender			Age		
			Yukon 2022-11	Male	Female	18 to 34	35 to 54	55 plus
Question 2 - Why do you have that opinion? [OPEN]	Total	Unwgt N	398	184	214	63	136	199
		Wgt N	388	194	195	108	139	141
	Need to protect mining operations/industry/jobs/economy	%	12.2	17.3	7.2	8.0	14.5	13.2
	Need to protect history/culture	%	3.5	2.3	4.6	3.1	3.7	3.5
	Need to protect the land/wildlife/natural beauty	%	23.0	19.1	26.8	28.5	16.8	24.8
	Need to protect the land/wildlife/natural beauty	%	3.1	2.7	3.5	4.8	1.5	3.3
	Indigenous/tr'ondek hwechin make good decisions/ it's their land	%	7.9	5.2	10.5	11.0	9.6	3.8
	Need to protect from development/mining	%	9.3	9.0	9.6	8.0	9.0	10.7
	Need to balance wildlife protection and the economy	%	11.1	10.6	11.5	14.3	9.6	10.1
	Distrust in the commission	%	2.0	2.3	1.7	3.2	1.5	1.6
	I agree with the commission/they did the research	%	5.5	5.3	5.7	4.7	8.1	3.5
	Already enough protection/can't protect everything/too much protection	%	6.6	9.7	3.6	1.6	6.5	10.7
	Climate change/seeing effects of climate change	%	1.7	1.0	2.3	1.6	2.2	1.3
	Need to know which areas are going to be protected/not enough specifics	%	4.6	4.2	5.1	3.2	6.7	3.7
	Other	%	4.9	6.6	3.3	3.2	5.1	6.0
	Unsure	%	4.6	4.6	4.6	4.9	5.2	3.8

Nanos conducted an RDD dual frame (land- and call-lines) random telephone survey of 410 Yukon residents, 18 years of age or older, between November 4th and 14th, 2022. The margin of error for a random survey of 410 Yukon residents is ±4.9 percentage points, 19 times out of 20. *Columns with n values under 30 have been shaded.



2022-2259 – Canadian Parks and Wilderness Society (CPAWS) Yukon – Yukon Survey – STAT SHEET

		. What proportion of the Dawson region in the Yukon do you think should be protected?					
		%					
		Yukon 2022-11	0 to 33 per cent	34 to 66 per cent	67 percent or more	Unsure	
Question 2 - Why do you have that opinion? [OPEN]	Total	Unwgt N	398	198	154	36	10
		Wgt N	388	191	154	35	9
	Need to protect mining operations/industry/jobs/economy	%	12.2	21.3	3.0	2.8	
	Need to protect history/culture	%	3.5	3.2	2.3	10.8	
	Need to protect the land/wildlife/natural beauty	%	23.0	9.6	36.5	42.0	
	Need to protect the land/wildlife/natural beauty	%	3.1	4.8	0.4	0.0	
	Indigenous/tr'ondek hwechin make good decisions/ it's their land	%	7.9	0.9	17.7	4.8	
	Need to protect from development/mining	%	9.3	3.1	12.4	32.1	
	Need to balance wildlife protection and the economy	%	11.1	19.0	4.1	0.0	
	Distrust in the commission	%	2.0	3.5	0.7	0.0	
	I agree with the commission/they did the research	%	5.5	0.0	13.8	0.0	
	Already enough protection/can't protect everything/too much protection	%	6.6	12.8	0.6	0.0	
	Climate change/seeing effects of climate change	%	1.7	0.3	3.2	3.0	
	Need to know which areas are going to be protected/not enough specifics	%	4.6	6.7	1.8	0.0	
	Other	%	4.9	7.8	1.7	4.5	
Unsure	%	4.6	7.0	1.9	0.0		

		Gender			Age			
		Yukon 2022-11	Male	Female	18 to 34	35 to 54	55 plus	
Question 3 - Today, about 14% of land is protected in Canada. Do you support, somewhat support, somewhat oppose or oppose the government of Canada's commitment to the goal of increasing protected land to at least 30% of the land in Canada? 'Land' is defined as 'terrestrial and inland water areas'.	Total	Unwgt N	410	188	222	66	138	206
		Wgt N	400	198	202	113	141	146
	Support	%	64.1	53.8	74.2	68.0	67.0	58.3
	Somewhat support	%	15.8	18.5	13.3	15.3	13.0	19.0
	Somewhat oppose	%	4.1	4.7	3.6	1.5	6.4	4.0
	Oppose	%	11.2	16.5	6.1	6.1	13.5	13.0
Unsure (unprompted)	%	4.7	6.5	2.9	9.2	0.0	5.7	

Nanos conducted an RDD dual frame (land- and call-lines) random telephone survey of 410 Yukon residents, 18 years of age or older, between November 4th and 14th, 2022. The margin of error for a random survey of 410 Yukon residents is ±4.9 percentage points, 19 times out of 20. *Columns with n values under 30 have been shaded.



2022-2259 – Canadian Parks and Wilderness Society (CPAWS) Yukon – Yukon Survey – STAT SHEET

			Gender			Age		
			Yukon 2022-11	Male	Female	18 to 34	35 to 54	55 plus
Question 4 - Do you think the Yukon Government should set a target that is higher, somewhat higher, somewhat lower, lower or on par with the federal government's target of protecting at least 30% of the land in Canada?	Total	Unwgt N	410	188	222	66	138	206
		Wgt N	400	198	202	113	141	146
	Higher	%	28.4	25.3	31.4	30.3	28.5	26.7
	Somewhat higher	%	13.0	9.2	16.8	13.6	13.1	12.4
	On par	%	31.8	29.7	33.9	33.2	30.3	32.2
	Somewhat lower	%	5.5	6.9	4.1	1.5	7.9	6.2
	Lower	%	14.0	19.1	9.1	12.1	14.3	15.3
	Unsure (unprompted)	%	7.3	9.8	4.7	9.2	5.8	7.1

			Gender			Age		
			Yukon 2022-11	Male	Female	18 to 34	35 to 54	55 plus
Question 5 - Which statement do you agree with most: [ROTATE]	Total	Unwgt N	410	188	222	66	138	206
		Wgt N	400	198	202	113	141	146
	I'd be more likely to support a territorial government in my territory if it set out a big and important nature conservation goal, for example: protecting and conserving 30 per cent of land and water in the Yukon by 2030	%	65.6	58.7	72.3	69.6	63.9	64.1
	I don't support setting big nature conservation goals like that because I feel that other priorities are more important	%	27.3	36.0	18.8	21.3	31.6	27.9
	Unsure (unprompted)	%	7.1	5.2	8.9	9.1	4.5	8.1

			Gender			Age		
			Yukon 2022-11	Male	Female	18 to 34	35 to 54	55 plus
Question 6 - Would you be more likely, somewhat more likely, somewhat less likely, less likely or would it have no impact on your political support for a Yukon political party if it proposed committing to increase territorial funding to create new parks and protected areas on land and water?	Total	Unwgt N	410	188	222	66	138	206
		Wgt N	400	198	202	113	141	146
	More Likely	%	41.9	38.4	45.4	42.4	39.4	44.0
	Somewhat more likely	%	21.0	18.4	23.5	27.2	20.2	16.8
	Somewhat less likely	%	2.4	1.9	2.8	0.0	3.6	3.1
	Less likely	%	13.6	19.4	7.9	10.6	14.3	15.2
	No impact	%	19.4	20.6	18.2	19.7	22.4	16.2
	Unsure (unprompted)	%	1.7	1.3	2.1	0.0	0.0	4.6

Nanos conducted an RDD dual frame (land- and call-lines) random telephone survey of 410 Yukon residents, 18 years of age or older, between November 4th and 14th, 2022. The margin of error for a random survey of 410 Yukon residents is ±4.9 percentage points, 19 times out of 20. *Columns with n values under 30 have been shaded.



2022-2259 – Canadian Parks and Wilderness Society (CPAWS) Yukon – Yukon Survey – STAT SHEET

			Gender			Age		
			Yukon 2022-11	Male	Female	18 to 34	35 to 54	55 plus
Question 7 - Thinking of federal elections, which federal party do you usually vote for: [RANDOMIZE]	Total	Unwgt N	383	179	204	62	128	193
		Wgt N	374	187	186	106	131	137
	Liberal Party of Canada	%	28.3	29.9	26.6	22.7	31.2	29.9
	Conservative Party of Canada	%	20.2	24.0	16.4	24.3	17.8	19.4
	New Democratic Party of Canada	%	12.0	7.8	16.2	17.6	11.8	7.8
	Green Party of Canada	%	3.3	3.9	2.7	4.9	3.9	1.5
	People's Party of Canada	%	0.7	0.5	0.9	0.0	0.8	1.1
	I don't have a party I regularly vote for	%	32.2	30.9	33.5	25.8	31.5	37.9
	Other	%	0.5	1.1	0.0	0.0	1.5	0.0
	Unsure	%	2.8	2.0	3.7	4.7	1.5	2.6

			Gender			Age		
			Yukon 2022-11	Male	Female	18 to 34	35 to 54	55 plus
Question 8 - Thinking of territorial elections, which territorial party do you usually vote for: [RANDOMIZE]	Total	Unwgt N	387	180	207	61	130	196
		Wgt N	376	187	189	104	133	139
	Yukon Liberal Party	%	23.0	23.0	22.9	16.4	29.2	21.9
	Yukon Party	%	20.9	25.1	16.7	21.6	23.0	18.3
	Yukon New Democratic Party	%	16.0	12.6	19.3	22.9	15.5	11.2
	Yukon Freedom Party	%	0.6	1.0	0.3	0.0	0.7	1.0
	I don't have a party I regularly vote for	%	33.6	31.7	35.6	32.6	27.1	40.6
	Conservative	%	2.8	2.9	2.7	3.2	1.5	3.7
	Green Party	%	0.2	0.0	0.3	0.0	0.0	0.4
	Other	%	0.8	1.5	0.0	0.0	1.5	0.6
Unsure	%	2.2	2.4	2.1	3.3	1.5	2.1	

Nanos conducted an RDD dual frame (land- and call-lines) random telephone survey of 410 Yukon residents, 18 years of age or older, between November 4th and 14th, 2022. The margin of error for a random survey of 410 Yukon residents is ±4.9 percentage points, 19 times out of 20. *Columns with n values under 30 have been shaded.



2022-2259 – Canadian Parks and Wilderness Society (CPAWS) Yukon – By Federal Political Party Preference – STAT SHEET

The following questions are on nature conservation and protected areas in Canada and the Yukon. Protected areas are areas on land or at sea which receive recognised protection from the government or another official organisation due to their natural, ecological or cultural value. Examples would include national parks, provincial or territorial parks, and nature reserves.

			Thinking of federal elections, which federal party do you usually vote for? [RANDOMIZE]								
			Yukon 2022-11	Liberal Party of Canada	Conservative Party of Canada	New Democratic Party of Canada	Green Party of Canada	People's Party of Canada	I don't have a party I regularly vote for	Other	Unsure
Question 1 - A commission comprised of six long-time local residents chosen by the Yukon government officials and the Tr'ondëk Hwëch'in First Nation is proposing about 40% of the Dawson region of the Yukon to be protected. Currently, about 5% of the Dawson region in the Yukon is designated as a protected area. What proportion of the Dawson region in the Yukon do you think should be protected? _____%	Total	Unwgt N	383	112	75	42	11	3	128	2	10
		Wgt N	374	106	76	45	12	3	120	2	11
		Mean	32.7	38.6	21.5	42.2	57.7		27.9		
		Median	30.0	40.0	20.0	40.0	50.0		25.0		
	.0	%	9.8	3.9	10.7	3.7	0.0		17.9		
	1.0	%	0.2	0.0	1.1	0.0	0.0		0.0		
	2.0	%	0.2	0.0	0.8	0.0	0.0		0.0		
	5.0	%	9.2	5.8	20.2	0.0	0.0		9.9		
	6.0	%	0.3	0.0	0.0	0.0	0.0		0.0		
	10.0	%	3.8	3.8	5.2	1.9	0.0		4.0		
	15.0	%	3.0	3.0	6.2	0.0	0.0		1.5		
	16.0	%	0.3	0.0	1.3	0.0	0.0		0.0		
	20.0	%	8.6	7.5	11.7	3.7	0.0		10.9		
	25.0	%	6.3	3.1	14.1	0.0	0.0		7.1		
	30.0	%	7.1	7.6	6.6	15.7	4.9		5.1		
	33.0	%	0.2	0.0	0.0	0.0	0.0		0.7		
	35.0	%	0.7	0.9	0.0	3.8	0.0		0.0		
	40.0	%	29.0	38.5	6.7	44.7	27.8		30.9		
	45.0	%	0.4	0.8	0.0	0.0	0.0		0.5		
	50.0	%	4.3	3.4	6.0	9.5	14.2		1.0		
	55.0	%	0.3	1.0	0.0	0.0	0.0		0.0		
	60.0	%	3.1	6.0	1.1	3.8	8.0		0.7		
	65.0	%	0.3	0.0	1.4	0.0	0.0		0.0		
	70.0	%	1.1	0.9	0.0	1.3	13.7		0.8		
	75.0	%	0.8	0.0	0.0	2.2	0.0		1.6		
	78.0	%	0.3	0.0	0.0	0.0	0.0		0.0		
	80.0	%	1.4	0.6	0.0	6.1	8.6		0.7		
	90.0	%	0.3	1.0	0.0	0.0	0.0		0.0		
	100.0	%	5.2	7.0	2.8	2.4	8.6		4.6		
	Unsure	%	4.0	5.1	3.9	1.3	14.2		2.0		

Nanos conducted an RDD dual frame (land- and call-lines) random telephone survey of 410 Yukon residents, 18 years of age or older, between November 4th and 14th, 2022. The margin of error for a random survey of 410 Yukon residents is ±4.9 percentage points, 19 times out of 20. *Columns with n values under 30 have been shaded.



2022-2259 – Canadian Parks and Wilderness Society (CPAWS) Yukon – By Federal Political Party Preference – STAT SHEET

		Thinking of federal elections, which federal party do you usually vote for? [RANDOMIZE]									
			Yukon 2022- 11	Liberal Party of Canada	Conservative Party of Canada	New Democratic Party of Canada	Green Party of Canada	People's Party of Canada	I don't have a party I regularly vote for	Other	Unsure
Question 2 - Why do you have that opinion? [OPEN]	Total	Unwgt N	371	109	73	42	10	3	123	2	9
		Wgt N	362	103	73	45	11	3	117	2	9
	Need to protect mining operations/industry/jobs/economy	%	12.1	9.5	28.3	1.9			9.2		
	Need to protect history/culture	%	3.7	4.9	3.6	2.2			4.1		
	Need to protect the land/wildlife/natural beauty	%	23.2	31.2	7.9	39.1			19.4		
	Need to protect the land/wildlife/natural beauty	%	3.2	1.2	2.4	0.0			7.2		
	Indigenous/tr'ondek hwechin make good decisions/ it's their land	%	7.9	7.8	3.1	14.0			7.2		
	Need to protect from development/mining	%	9.4	11.8	2.9	7.0			11.0		
	Need to balance wildlife protection and the economy	%	11.2	11.8	20.0	2.4			8.0		
	Distrust in the commission	%	1.9	0.0	7.2	0.0			1.4		
	I agree with the commission/they did the research	%	5.0	5.2	0.0	14.9			4.5		
	Already enough protection/can't protect everything/too much protection	%	6.7	3.2	10.1	1.3			9.4		
	Climate change/seeing effects of climate change	%	1.8	2.6	0.8	3.7			0.5		
	Need to know which areas are going to be protected/not enough specifics	%	4.4	3.3	4.4	4.7			6.1		
	Other	%	4.9	3.2	6.9	6.1			4.5		
	Unsure	%	4.6	4.3	2.4	2.7			7.5		

Nanos conducted an RDD dual frame (land- and call-lines) random telephone survey of 410 Yukon residents, 18 years of age or older, between November 4th and 14th, 2022. The margin of error for a random survey of 410 Yukon residents is ±4.9 percentage points, 19 times out of 20. *Columns with n values under 30 have been shaded.



2022-2259 – Canadian Parks and Wilderness Society (CPAWS) Yukon – By Federal Political Party Preference – STAT SHEET

		Thinking of federal elections, which federal party do you usually vote for? [RANDOMIZE]									
			Yukon 2022-11	Liberal Party of Canada	Conservative Party of Canada	New Democratic Party of Canada	Green Party of Canada	People's Party of Canada	I don't have a party I regularly vote for	Other	Unsure
Question 3 - Today, about 14% of land is protected in Canada. Do you support, somewhat support, somewhat oppose or oppose the government of Canada's commitment to the goal of increasing protected land to at least 30% of the land in Canada? 'Land' is defined as 'terrestrial and inland water areas'.	Total	Unwgt N	383	112	75	42	11	3	128	2	10
		Wgt N	374	106	76	45	12	3	120	2	11
	Support	%	63.9	84.8	23.4	93.0			59.5		
	Somewhat support	%	15.4	9.8	34.9	3.2			14.7		
	Somewhat oppose	%	4.4	1.7	8.2	0.0			7.1		
	Oppose	%	11.2	2.1	27.3	3.8			11.7		
	Unsure (unprompted)	%	5.0	1.6	6.2	0.0			6.9		

		Thinking of federal elections, which federal party do you usually vote for? [RANDOMIZE]									
			Yukon 2022-11	Liberal Party of Canada	Conservative Party of Canada	New Democratic Party of Canada	Green Party of Canada	People's Party of Canada	I don't have a party I regularly vote for	Other	Unsure
Question 4 - Do you think the Yukon Government should set a target that is higher, somewhat higher, somewhat lower, lower or on par with the federal government's target of protecting at least 30% of the land in Canada?	Total	Unwgt N	383	112	75	42	11	3	128	2	10
		Wgt N	374	106	76	45	12	3	120	2	11
	Higher	%	27.3	33.1	9.0	42.3			25.6		
	Somewhat higher	%	13.3	12.6	7.0	34.4			10.3		
	On par	%	33.2	38.3	34.3	15.3			35.6		
	Somewhat lower	%	5.6	6.7	10.9	0.0			4.3		
	Lower	%	13.3	3.3	31.4	3.8			14.5		
Unsure (unprompted)	%	7.3	5.9	7.4	4.3			9.8			

Nanos conducted an RDD dual frame (land- and call-lines) random telephone survey of 410 Yukon residents, 18 years of age or older, between November 4th and 14th, 2022. The margin of error for a random survey of 410 Yukon residents is ±4.9 percentage points, 19 times out of 20. *Columns with n values under 30 have been shaded.



2022-2259 – Canadian Parks and Wilderness Society (CPAWS) Yukon – By Federal Political Party Preference – STAT SHEET

		Thinking of federal elections, which federal party do you usually vote for? [RANDOMIZE]									
			Yukon 2022-11	Liberal Party of Canada	Conservative Party of Canada	New Democratic Party of Canada	Green Party of Canada	People's Party of Canada	I don't have a party I regularly vote for	Other	Unsure
Question 5 - Which statement do you agree with most: [ROTATE]	Total	Unwgt N	383	112	75	42	11	3	128	2	10
		Wgt N	374	106	76	45	12	3	120	2	11
	I'd be more likely to support a territorial government in my territory if it set out a big and important nature conservation goal, for example: protecting and conserving 30 per cent of land and water in the Yukon by 2030	%	66.1	79.5	33.5	94.3			63.0		
	I don't support setting big nature conservation goals like that because I feel that other priorities are more important	%	27.0	18.6	56.7	1.9			26.2		
	Unsure (unprompted)	%	6.9	1.9	9.8	3.8			10.8		

		Thinking of federal elections, which federal party do you usually vote for? [RANDOMIZE]									
			Yukon 2022-11	Liberal Party of Canada	Conservative Party of Canada	New Democratic Party of Canada	Green Party of Canada	People's Party of Canada	I don't have a party I regularly vote for	Other	Unsure
Question 6 - Would you be more likely, somewhat more likely, somewhat less likely, less likely or would it have no impact on your political support for a Yukon political party if it proposed committing to increase territorial funding to create new parks and protected areas on land and water?	Total	Unwgt N	383	112	75	42	11	3	128	2	10
		Wgt N	374	106	76	45	12	3	120	2	11
	More Likely	%	41.7	54.1	14.2	58.6			39.2		
	Somewhat more likely	%	20.8	24.4	23.3	30.7			13.9		
	Somewhat less likely	%	2.6	1.6	4.0	1.3			3.0		
	Less likely	%	13.8	5.0	34.3	1.9			14.5		
	No impact	%	19.5	13.8	23.4	7.5			26.0		
	Unsure (unprompted)	%	1.6	1.1	0.8	0.0			3.4		

Nanos conducted an RDD dual frame (land- and call-lines) random telephone survey of 410 Yukon residents, 18 years of age or older, between November 4th and 14th, 2022. The margin of error for a random survey of 410 Yukon residents is ±4.9 percentage points, 19 times out of 20. *Columns with n values under 30 have been shaded.



2022-2259 – Canadian Parks and Wilderness Society (CPAWS) Yukon – By Federal Political Party Preference – STAT SHEET

		Thinking of federal elections, which federal party do you usually vote for? [RANDOMIZE]									
			Yukon 2022-11	Liberal Party of Canada	Conservative Party of Canada	New Democratic Party of Canada	Green Party of Canada	People's Party of Canada	I don't have a party I regularly vote for	Other	Unsure
Question 8 - Thinking of territorial elections, which territorial party do you usually vote for: [RANDOMIZE]	Total	Unwgt N	381	112	74	42	11	3	127	2	10
		Wgt N	371	106	74	45	12	3	119	2	11
	Yukon Liberal Party	%	23.1	63.9	2.7	12.6	17.2		5.7		
	Yukon Party	%	20.6	6.9	76.0	2.4	4.9		7.3		
	Yukon New Democratic Party	%	16.2	14.6	4.6	68.2	48.8		3.8		
	Yukon Freedom Party	%	0.7	0.8	0.0	0.0	0.0		0.8		
	I don't have a party I regularly vote for	%	33.4	11.1	3.8	16.9	29.1		81.0		
	Conservative	%	2.8	0.0	12.9	0.0	0.0		0.8		
	Green Party	%	0.2	0.0	0.0	0.0	0.0		0.5		
	Other	%	0.8	0.0	0.0	0.0	0.0		0.0		
Unsure	%	2.3	2.7	0.0	0.0	0.0		0.0			

Nanos conducted an RDD dual frame (land- and call-lines) random telephone survey of 410 Yukon residents, 18 years of age or older, between November 4th and 14th, 2022. The margin of error for a random survey of 410 Yukon residents is ±4.9 percentage points, 19 times out of 20. *Columns with n values under 30 have been shaded.



2022-2259 – Canadian Parks and Wilderness Society (CPAWS) Yukon – By Territorial Political Party Preference – STAT SHEET

The following questions are on nature conservation and protected areas in Canada and the Yukon. Protected areas are areas on land or at sea which receive recognised protection from the government or another official organisation due to their natural, ecological or cultural value. Examples would include national parks, provincial or territorial parks, and nature reserves.

		Thinking of territorial elections, which territorial party do you usually vote for? [RANDOMIZE]										
			Yukon 2022-11	Yukon Liberal Party	Yukon Party	Yukon New Democratic Party	Yukon Freedom Party	I don't have a party I regularly vote for	Conservative	Green Party	Other	Unsure
Question 1 - A commission comprised of six long-time local residents chosen by the Yukon government officials and the Tr'ondëk Hwëch'in First Nation is proposing about 40% of the Dawson region of the Yukon to be protected. Currently, about 5% of the Dawson region in the Yukon is designated as a protected area. What proportion of the Dawson region in the Yukon do you think should be protected? ____%	Total	Unwgt N	387	92	79	57	3	133	11	1	3	8
		Wgt N	376	86	78	60	2	127	11	1	3	8
		Mean	32.8	38.4	21.8	43.4		31.3				
		Median	30.0	40.0	20.0	40.0		30.0				
	.0	%	9.7	5.3	6.7	5.6		16.3				
	1.0	%	0.2	0.0	1.1	0.0		0.0				
	2.0	%	0.2	0.0	0.8	0.0		0.0				
	5.0	%	8.8	4.1	22.3	0.0		5.7				
	6.0	%	0.3	0.0	0.0	0.0		0.0				
	10.0	%	4.1	3.5	8.9	1.4		3.0				
	15.0	%	2.6	2.5	3.0	0.0		1.7				
	16.0	%	0.3	0.0	1.3	0.0		0.0				
	20.0	%	8.8	9.3	14.4	2.8		9.1				
	25.0	%	6.2	4.2	9.7	0.0		7.7				
	30.0	%	7.1	6.2	3.0	18.0		5.7				
	33.0	%	0.2	0.0	1.1	0.0		0.0				
	35.0	%	0.7	1.1	0.0	0.0		1.3				
	40.0	%	29.6	42.0	9.4	38.2		32.7				
	45.0	%	0.4	1.0	0.0	1.0		0.0				
	50.0	%	4.3	2.1	5.1	11.6		2.1				
55.0	%	0.3	0.0	0.0	1.8		0.0					
60.0	%	3.1	7.4	0.0	5.9		0.0					
65.0	%	0.3	0.0	1.3	0.0		0.0					
70.0	%	1.1	0.0	0.0	3.8		0.8					
75.0	%	0.8	0.0	0.0	1.6		1.5					
78.0	%	0.3	0.0	1.3	0.0		0.0					
80.0	%	1.4	1.9	0.0	1.8		2.0					
90.0	%	0.3	0.0	0.0	0.0		0.0					
100.0	%	5.2	7.2	2.7	5.6		5.7					
Unsure	%	3.9	2.1	8.0	1.0		4.8					

Nanos conducted an RDD dual frame (land- and call-lines) random telephone survey of 410 Yukon residents, 18 years of age or older, between November 4th and 14th, 2022. The margin of error for a random survey of 410 Yukon residents is ±4.9 percentage points, 19 times out of 20. *Columns with n values under 30 have been shaded.



2022-2259 – Canadian Parks and Wilderness Society (CPAWS) Yukon – By Territorial Political Party Preference – STAT SHEET

		Thinking of territorial elections, which territorial party do you usually vote for? [RANDOMIZE]										
			Yukon 2022- 11	Yukon Liberal Party	Yuko n Party	Yukon New Democratic Party	Yukon Freedom Party	I don't have a party I regularly vote for	Conservative	Green Party	Other	Unsure
Question 2 - Why do you have that opinion? [OPEN]	Total	Unwgt N	375	90	77	57	3	127	9	1	3	8
		Wgt N	364	85	77	60	2	120	8	1	3	8
	Need to protect mining operations/industry/jobs/economy	%	11.8	9.2	21.2	1.4		10.2				
	Need to protect history/culture	%	3.7	5.1	2.2	4.4		4.0				
	Need to protect the land/wildlife/natural beauty	%	23.3	33.0	4.9	35.9		22.4				
	Need to protect the land/wildlife/natural beauty	%	3.1	0.7	2.3	0.0		7.5				
	Indigenous/tr'ondek hwechin make good decisions/ it's their land	%	7.8	6.8	1.6	16.0		8.4				
	Need to protect from development/mining	%	9.5	13.0	3.5	9.8		11.0				
	Need to balance wildlife protection and the economy	%	10.9	11.5	20.2	1.8		9.5				
	Distrust in the commission	%	1.9	1.2	5.6	0.0		1.3				
	I agree with the commission/they did the research	%	5.6	7.8	1.4	6.4		7.2				
	Already enough protection/can't protect everything/too much protection	%	6.9	4.9	14.2	3.4		3.9				
	Climate change/seeing effects of climate change	%	1.8	0.7	0.8	7.9		0.0				
	Need to know which areas are going to be protected/not enough specifics	%	4.4	1.0	6.4	6.3		4.6				
	Other	%	4.8	1.9	10.9	4.6		2.8				
	Unsure	%	4.6	3.1	4.9	2.0		7.1				

Nanos conducted an RDD dual frame (land- and call-lines) random telephone survey of 410 Yukon residents, 18 years of age or older, between November 4th and 14th, 2022. The margin of error for a random survey of 410 Yukon residents is ±4.9 percentage points, 19 times out of 20. *Columns with n values under 30 have been shaded.



2022-2259 – Canadian Parks and Wilderness Society (CPAWS) Yukon – By Territorial Political Party Preference – STAT SHEET

Thinking of territorial elections, which territorial party do you usually vote for? [RANDOMIZE]												
			Yukon 2022-11	Yukon Liberal Party	Yukon Party	Yukon New Democratic Party	Yukon Freedom Party	I don't have a party I regularly vote for	Conservative	Green Party	Other	Unsure
Question 3 - Today, about 14% of land is protected in Canada. Do you support, somewhat support, somewhat oppose or oppose the government of Canada's commitment to the goal of increasing protected land to at least 30% of the land in Canada? 'Land' is defined as 'terrestrial and inland water areas'.	Total	Unwgt N	387	92	79	57	3	133	11	1	3	8
		Wgt N	376	86	78	60	2	127	11	1	3	8
	Support	%	64.4	84.6	23.5	95.6		63.7				
	Somewhat support	%	15.8	6.5	37.1	3.4		14.9				
	Somewhat oppose	%	4.4	3.4	5.5	0.0		6.0				
	Oppose	%	10.9	3.5	29.1	0.0		8.5				
	Unsure (unprompted)	%	4.5	2.0	4.8	1.0		6.8				

Thinking of territorial elections, which territorial party do you usually vote for? [RANDOMIZE]												
			Yukon 2022-11	Yukon Liberal Party	Yukon Party	Yukon New Democratic Party	Yukon Freedom Party	I don't have a party I regularly vote for	Conservative	Green Party	Other	Unsure
Question 4 - Do you think the Yukon Government should set a target that is higher, somewhat higher, somewhat lower, lower or on par with the federal government's target of protecting at least 30% of the land in Canada?	Total	Unwgt N	387	92	79	57	3	133	11	1	3	8
		Wgt N	376	86	78	60	2	127	11	1	3	8
	Higher	%	27.5	37.7	10.1	41.8		27.4				
	Somewhat higher	%	13.4	15.3	5.0	27.1		11.8				
	On par	%	33.3	32.5	31.6	28.0		36.6				
	Somewhat lower	%	5.8	7.6	10.5	0.0		3.1				
	Lower	%	13.0	3.9	33.2	0.0		10.4				
	Unsure (unprompted)	%	7.0	3.0	9.5	3.2		10.6				

Nanos conducted an RDD dual frame (land- and call-lines) random telephone survey of 410 Yukon residents, 18 years of age or older, between November 4th and 14th, 2022. The margin of error for a random survey of 410 Yukon residents is ±4.9 percentage points, 19 times out of 20. *Columns with n values under 30 have been shaded.



2022-2259 – Canadian Parks and Wilderness Society (CPAWS) Yukon – By Territorial Political Party Preference – STAT SHEET

		Thinking of territorial elections, which territorial party do you usually vote for? [RANDOMIZE]										
			Yukon 2022-11	Yukon Liberal Party	Yukon Party	Yukon New Democratic Party	Yukon Freedom Party	I don't have a party I regularly vote for	Conservative	Green Party	Other	Unsure
Question 5 - Which statement do you agree with most: [ROTATE]	Total	Unwgt N	387	92	79	57	3	133	11	1	3	8
		Wgt N	376	86	78	60	2	127	11	1	3	8
	I'd be more likely to support a territorial government in my territory if it set out a big and important nature conservation goal, for example: protecting and conserving 30 per cent of land and water in the Yukon by 2030	%	66.5	83.0	31.2	95.9		65.3				
	I don't support setting big nature conservation goals like that because I feel that other priorities are more important	%	26.9	15.0	61.2	4.1		21.0				
	Unsure (unprompted)	%	6.6	1.9	7.5	0.0		13.7				

Nanos conducted an RDD dual frame (land- and call-lines) random telephone survey of 410 Yukon residents, 18 years of age or older, between November 4th and 14th, 2022. The margin of error for a random survey of 410 Yukon residents is ±4.9 percentage points, 19 times out of 20. *Columns with n values under 30 have been shaded.

2022-2259 – Canadian Parks and Wilderness Society (CPAWS) Yukon – By Territorial Political Party Preference – STAT SHEET

		Thinking of territorial elections, which territorial party do you usually vote for? [RANDOMIZE]										
			Yukon 2022-11	Yukon Liberal Party	Yukon Party	Yukon New Democratic Party	Yukon Freedom Party	I don't have a party I regularly vote for	Conservative	Green Party	Other	Unsure
Question 6 - Would you be more likely, somewhat more likely, somewhat less likely, less likely or would it have no impact on your political support for a Yukon political party if it proposed committing to increase territorial funding to create new parks and protected areas on land and water?	Total	Unwgt N	387	92	79	57	3	133	11	1	3	8
		Wgt N	376	86	78	60	2	127	11	1	3	8
	More Likely	%	42.1	57.0	13.9	65.7		42.6				
	Somewhat more likely	%	20.5	25.5	17.8	24.7		16.3				
	Somewhat less likely	%	2.5	3.1	3.9	1.0		2.1				
	Less likely	%	13.9	2.1	38.7	3.1		12.0				
	No impact	%	19.4	10.9	23.9	5.6		24.4				
	Unsure (unprompted)	%	1.6	1.4	1.9	0.0		2.6				

		Thinking of territorial elections, which territorial party do you usually vote for? [RANDOMIZE]										
			Yukon 2022-11	Yukon Liberal Party	Yukon Party	Yukon New Democratic Party	Yukon Freedom Party	I don't have a party I regularly vote for	Conservative	Green Party	Other	Unsure
Question 7 - Thinking of federal elections, which federal party do you usually vote for: [RANDOMIZE]	Total	Unwgt N	381	91	77	57	3	130	11	1	3	8
		Wgt N	371	86	76	60	2	124	11	1	3	8
	Liberal Party of Canada	%	28.5	78.8	9.5	25.8		9.5				
	Conservative Party of Canada	%	19.9	2.3	73.5	5.7		2.3				
	New Democratic Party of Canada	%	12.1	6.6	1.4	50.9		6.1				
	Green Party of Canada	%	3.3	2.5	0.8	10.0		2.9				
	People's Party of Canada	%	0.7	0.0	1.4	0.0		0.0				
	I don't have a party I regularly vote for	%	32.2	7.9	11.4	7.6		77.9				
	Other	%	0.5	0.0	0.0	0.0		0.0				
	Unsure	%	2.8	2.0	2.1	0.0		1.4				

Nanos conducted an RDD dual frame (land- and call-lines) random telephone survey of 410 Yukon residents, 18 years of age or older, between November 4th and 14th, 2022. The margin of error for a random survey of 410 Yukon residents is ±4.9 percentage points, 19 times out of 20. *Columns with n values under 30 have been shaded.